




Workbook
Answer Key

Fluency

Enjoy the Poem! Read together! Put the stickers on the rhyming words. Add / or // marks to the poem. Read the poem while focusing on phrasing.

Star Light
 / means you need to pause
 // means you need to stop

Star light, / star bright, /
 First star I see tonight, //
 I wish I may, / wish I might, //
 Have the wish, / wish tonight, //
 Star light, / star bright, /
 First star I see tonight, //



3 304113025

Word Study



Study the Words! A. Circle the rhyming words and write the rime pattern.

Little Bo-Peep has lost her sheep

Rime Pattern
 e e p

B. Choose the onset for the pictures and write the letters. Put the right stickers in each box.

w j

Onset	Rime Pattern	Word
j	eep	
w	eep	










Little Bo-Peep 8

Little Bo-Peep Workbook pp.7-12

Sounds and Fun

Practice the Sounds! Change the rime in a picture name and make a new word. Put the right stickers for the new words.

Change the rime into the rime of

	↑	↑	↑	↑	New word
					
					
					
					

6 304113025

Comprehension

Learn about the Poem! Think about the poem. Put the stickers with the proper questions.

Who is the main character?

Where does the poem take place?




10 304113025

Sounds and Fun

Practice the Sounds:
Change onsets or rimes in words and make new words.
Put the right stickers for the new words.

Take away the onset of	Add the new onset of	Take away the rime of	Add the new rime of	New word

12 PATTERNS

What was the problem for the main character?

How is the problem solved?

Little Bo-Peep 11

Word Study

Study the Words:
A. Circle the rhyming words and write the rime pattern.
The king of Spain's daughter came to visit **me**
And all for the sake of my little nut **tree**

Rime Pattern
e or e e

B. Choose the onsets for the pictures and write the letters. Put the right stickers in each box.

Onset **Rime Pattern** **Word**

b	e	e	s
b	e	e	s

15 I Had a Little Nut Tree

Fluency

Enjoy the Poem:
Read together! Add / or // marks to the poem. Read the poem with a worried voice while focusing on phrasing.

Little Bo-Peep
/ means you need to pause
// means you need to stop

Little Bo-Peep / has lost her sheep /
And can't tell // where to find them: //
Leave them alone, //
And they'll come home. //
Wagging their tails behind them. //

12 PATTERNS

6. Sort the words for each picture. Sort the stickers and put them into the proper groups.

People

Plants

Actions

Fluency

Enjoy the Poem! Read together! Put the stickers on the rhyming words /ee/ or /ea/. Add / or // marks to the poem. Read the poem while focusing on phrasing.



I Had a Little Nut Tree

// means you need to pause
// means you need to stop

I had a little nut tree, / nothing would it bear!
But a silver nutmeg / and a golden pear. //
The king of Spain's daughter / came to visit me. //
And all for the sake / of my little nut tree. //
I skipped over water / I danced over sea. //
And all the birds in the air / couldn't catch me. //

The Tricky Chick Workbook pp.19-24

Sounds and Fun

Practice the Sounds! Change onsets or rime in words and make new words. Put the right stickers for the new words.

Take away the rime of	Take away the onset of	Add the new onset of	New word

Comprehension

Learn about the Poem Think about the poem. Sort the stickers and put them with the proper questions.

What does the main character have?

What would the tree bear?

Who came to visit the main character?

Word Study

Study the Words: A. Circle the rhyming words and write the rime pattern.

Quick, said the **chick**
I know a **cluck**

Rime Pattern: **i c k**

B. Choose the onsets for the pictures and write the letters. Put the right stickers in the box.

i c k p s










Onset: **s** → **ick** → **Word**  **Word** 

Onset: **p** → **ick** → **Word**  **Word** 

Change the onset into the onset of

The Tricky Chick 21



6. Sort the stickers and put them into the proper groups.


Animals	Actions	Things
		
		
		


22 PATTERNS


Comprehension

Learn about the Poem

Who are the characters?
 

Where does the poem take place?


What is the problem?







How does the Big Chick solve the problem?







The Tricky Chick 23






Jack Black Workbook pp.25-30






Sounds and Fun

Practice the Sounds: Change onsets or rimes in words and make new words. Put the right pictures for the new words.

Change the onset into the new onset of  →  →  →  → 

Change the rime into the new rime of  →  →  →  → 

Change the onset into the new onset of  →  →  →  → 

Change the rime into the new rime of  →  →  →  → 

26 PATTERNS

Word Study

Study the Words: A. Circle the rhyming words and write the rime pattern.

Jack black packed his sack

Rime Pattern: a c k

B. Choose the onsets and the rime pattern for the pictures. Write the words.

ack h s r t

Onset	Rime Pattern	Word
t	a c k	
s	a c k	

Jack Black 27

Cause
Jack Black asked the farmer's wife to marry him.

Effect
What happened?

Jack Black 29

Comprehension

Learn about the Poem: Think about the poem and put the stickers with each question.

Who is the main character?

Who are the minor characters?

28 941112025

Fluency

Enjoy the Poem: Read together! Circle the words that have the rime pattern /ack/. Add / or // marks to the poem.

// means you need to pause
// means you need to stop

Jack Black

Jack Black packed his sack
With all that he could carry.//
He left his sack down the track
To find a girl to marry.//
Jack asked the farmer's wife!
"Please will you marry me?"//
The farmer gave Jack a smack!
And whacked him on the knee.//

30 941112025



MEMO

A large rectangular area with vertical lines, serving as a template for writing a memo. The lines are evenly spaced and run vertically across the page.